

## Travel

### 1. Getting to Nanjing



#### Option 1: Fly directly to Nanjing (Highly Recommended)

Non-stop flight to Nanjing Lukou International Airport (NKG)

#### Option 2: Connect via Beijing, Guangzhou, Chengdu, or Hong

Kong

Departure Airport	Arrival Airport
Beijing Capital International Airport (PEK)	NKG
Beijing Daxing International Airport (PKX)	
Guangzhou Baiyun International Airport (CAN)	
Chengdu Tianfu International Airport (TFU)	
Chengdu Shuangliu International Airport (CTU)	
Hong Kong International Airport (HKG)	

#### Option 3: Connect via Shanghai to Nanjing

You may choose:


##### A. Direct Flight

Departure Airport	Arrival Airport
Shanghai Pudong International Airport (PVG)	NKG
Shanghai Hongqiao International Airport (SHA)	NKG

##### B. Transfer—High-Speed Train

First, you need to go from PVG/SHA to Shanghai Hongqiao  
Railway Station.





<b>PVG</b>	<p><b>Option 1: Take the suburban railway</b></p> <p>Follow the “Suburban Railway” signs to board, and alight at <b>Hongqiao Airport Terminal 2</b>.</p> <p>After getting off the suburban railway, follow the signs marked with “<b>Hongqiao Railway Station</b>”. (About 1 hour; 26 CNY.)</p> <p><b>Option 2: Take a taxi</b></p> <p><b>Travel Info:</b> about 62 km, around 70 minutes without traffic jam</p> <p><b>Fare:</b> about 200 CNY</p>
<b>SHA</b>	<p>Follow the “Train” signs after exiting the terminals. (About 10 minutes on foot.)</p>

Second, upon arriving at Hongqiao Railway Station, you may purchase tickets either online or offline for the high-speed train. The journey takes about 1–2.5 hours, and a second-class ticket costs 100–200 CNY.

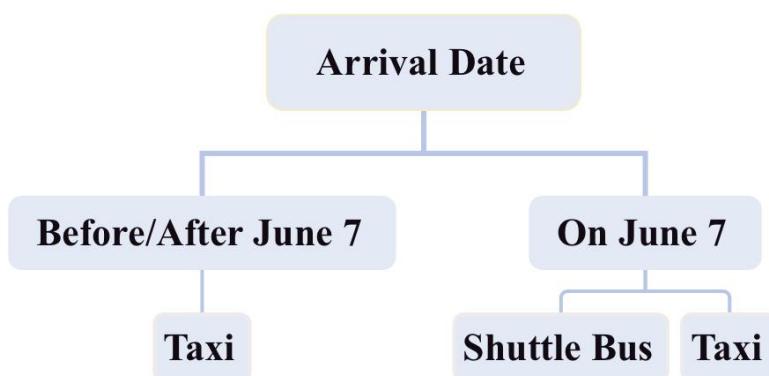


**Note: It is recommended to book tickets online in advance. (The “China Railway 12306” app and Trip.com support Visa.) Offline booking is also available, and English service is provided at Shanghai Hongqiao Railway Station. ([How to buy tickets and get on board? Click here!](#))**

## 2. Getting to Nanjing International Expo Center (NIEC)

**Venue:** Nanjing International Expo Center (3B Entrance Hall)

**Address:** No.300 Middle Jiangdong Road, Jianye District, Nanjing, China



## Arrive in Nanjing before June 7

If you arrive in Nanjing before June 7, we recommend **taking a taxi**.

- **If you arrive at NKG:**

**Directions to the taxi pick-up spot:**

After exiting via the arrived gate, please look for the “**Taxi**” signs and follow them.



For more detailed photo directions, click the links below:

[T1, T2—Domestic, T2—Int’l & Hongkong/Macau/Taiwan Arrivals](#)

**Travel Info:** about 40 km, around 40 minutes without traffic jam

**Fare:** about 120 CNY

- **If you arrive at Nanjing South Railway Station:**

**Directions to the taxi pick-up spot:**

After exiting via the arrived gate, please follow the “**Taxi (East)**” signs or **the yellow line marked with “Taxi”** on the ground.



**Note:** Please make sure that you queue for “**Urban District**” taxis, not “**JiangNing District**”.

[Click here to access more detailed photo directions.](#)

**Travel Info:** about 12 km, around 20 minutes without traffic jam

**Fare:** about 40 CNY

## Arrive in Nanjing on June 7

If you arrive in Nanjing on June 7, we recommend **taking the shuttle bus or a taxi**.

**Option 1: Official Shuttle Bus**

Volunteers with event signs will wait at the arrived exits of the airport and the railway station to escort you to the shuttle bus.



- **Volunteers are available from 8:00 to 18:00 daily.**
- **The event sign reads “The 23<sup>rd</sup> World Congress of Soil Science”.**

Schedule for NKG Pick-up Service									
Shuttle Bus Route	Departure Time								
	June 7 (Sunday)								
<b>NKG → NIEC</b>	10:00	11:00	12:00	13:00	14:00	15:00	16:00	17:00	18:00

Schedule for Nanjing South Railway Station Pick-up Service									
Shuttle Bus Route	Departure Time								
	June 7 (Sunday)								
<b>Nanjing South Railway Station → NIEC</b>	10:00	11:00	12:00	13:00	14:00	15:00	16:00	17:00	18:00



**Note:**

1. If you get separated from your group or encounter any unforeseen circumstances, please follow the directions in the Appendix to reach the shuttle bus pick-up spot.

[For the directions to the shuttle bus pick-up spot at NKG, click here!](#)

[For the directions to the shuttle bus pick-up spot at Nanjing South Railway Station, click here!](#)

2. If you miss the scheduled shuttle buses, please arrange your own transportation.

**Option 2: Taxi**

For taxi information, please refer to **Page 22**.



**3. Departing from NIEC**

**Option 1: Official Shuttle Bus**

**Gathering Point:** Designated Coach Parking, next to 3B Entrance Hall.

**Volunteer Guidance:** Volunteers will wait with event signs at main exits of the venue. They will guide you to the boarding point, where you will see clear signs marked with “Nanjing Lukou International Airport Shuttle” or “Nanjing South Railway Station Shuttle”.





**Note:** The shuttle bus goes directly to the airport terminal or Nanjing South Railway Station. If you miss the shuttle bus, please arrange your own transportation.

Schedule for Drop-off Service			
Shuttle Bus Route	Departure Time		
June 12 (Friday)			
NIEC → NKG	14:00	16:00	18:00
NIEC → Nanjing South Railway Station	14:00	16:00	18:00
June 13 (Saturday)			
NIEC → NKG	9:00	11:00	13:00
NIEC → Nanjing South Railway Station	9:00	11:00	13:00

### Option 2: Taxi

**Directions to the Pick-up Spot:** Exit from Gate 4, turn right, and walk for 5–10 minutes to the taxi queuing area. Please follow the official taxi signs to queue.

- NIEC → NKG

**Travel Info:** about 40 km, around 40 minutes without traffic jam

**Fare:** about 120 CNY



**Note:** Please remember to inform the driver of your departure level:  
T1 or T2 (T1 航站楼出发层/T2 航站楼出发层) .

- NIEC → Nanjing South Railway Station

**Travel Info:** about 12 km, around 20 minutes without traffic jam

**Fare:** about 40 CNY

- NIEC → Nanjing Railway Station

**Travel Info:** about 19 km, around 30 minutes without traffic jam

**Fare:** about 60 CNY

**Destination Address to Show the Driver:** Departure Level of South Square, Nanjing Railway Station, No. 111 Longpan Road, Xuanwu District, Nanjing (目的地: 南京市玄武区龙蟠路 111 号南京站南广场出发层)

#### 4. Accommodation

To facilitate your participation in WCSS 2026, we have carefully selected a number of quality hotels near the venue, ranging from budget-friendly options to upscale business accommodations. We recommend booking as early as possible to secure your preferred room type and rate. For details about partner hotels and reservation contacts, please refer to the list of recommended accommodations.



**Note:**

1. When making a reservation, please indicate that you are attending WCSS 2026 to enjoy the negotiated rate, which is only available to the Congress participants.
2. You may book the hotel either by phone or by email.
3. Optional Check-in Dates: **June 6–12**

Recommended Accommodations				
Hotel Name	Rating	To Venue	Discounted Rate via Tel/Email Booking	Contact
<b>International Youth Convention Hotel</b>	five stars	0.9 km	<b>Double Room</b> 530 CNY (approx. 76 USD) per room per night, including one breakfast <b>Twin Room</b> 530 CNY (approx. 76 USD) per room per night, including two breakfasts <b>Suite</b> 900 CNY (approx. 130 USD) per room per night, including one breakfast	Tel.: +86-25 86538888 Email: Roomreservation@jinsailhotels.com

## Directions with On-site Photos

### 1. Directions to the Taxi Pick-up Spot at NKG

· T1—Domestic Arrival → Taxi Pick-up Spot

Exit through the arrived gate.



→ Turn left for taxis.




→ Look for the “Taxi” signs on the pillars and walk toward Exit 3.



→ Exit through “Exit 3”. The “Taxi Pick-up” Spot is **on your left ahead**.

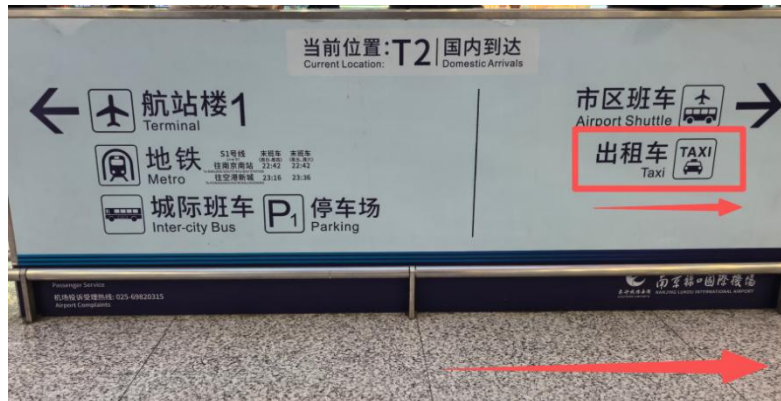
**Walk ahead** for a short distance, and you will see the taxi line **on your right**.



**Note:** You may search for the Chinese name of your destination on [the address card](#) on Page 46 and show it to the taxi driver.

#### · T2—Domestic Arrival → Taxi Pick-up Spot

Exit through the arrived gate and **turn right**.



→ See the “Taxi” sign and **turn left**.



→ Exit through the designated gate.



→ The Taxi Pick-up Spot is on your **left ahead**.

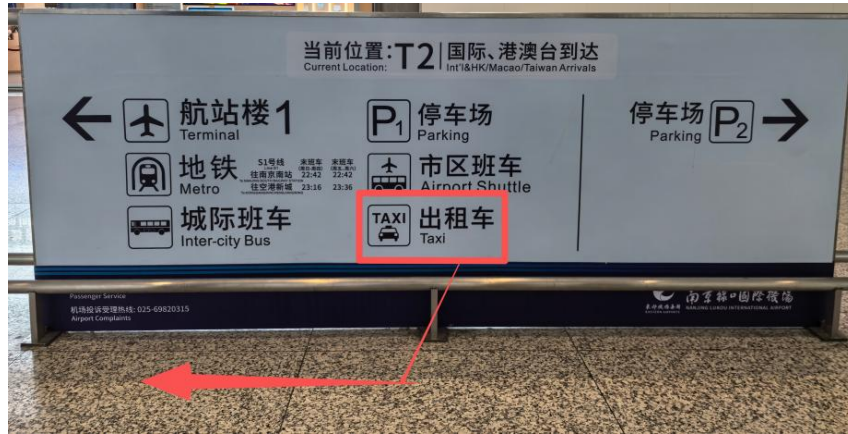


**Note:** You may search for the Chinese name of your destination on the address card on Page 46 and show it to the taxi driver.

· T2—International, Hongkong, Macau, Taiwan Arrivals

→ Taxi Pick-up Spot

Exit through the arrived gate and **turn left**.



→ Look for the “Taxi” signs.



→ Exit through the designated gate.



→ The Taxi Pick-up Spot is on your **left ahead**.



**Note:** You may search for the Chinese name of your destination on the address card on Page 46 and show it to the taxi driver.

## 2. Directions to the Shuttle Bus Pick-up Spot at NKG

· T1—Domestic Arrival → P1 Parking (Shuttle Bus Pick-up Spot)


Exit through the arrived gate.



→ **Turn right for P1 Parking.**



→ Follow the signs reading “P1 Parking” and take the escalators to B1F.



→ Follow the signs reading “P1 Parking” and walk straight.



→ Take the escalators to 1F. Volunteers will be available at the exit.



· T2—Domestic Arrival → P2 Parking (Shuttle Bus Pick-up Spot)

Exit through the arrived gate and **turn left** for P2 Parking.



→ Look for the signs reading “P2” and **turn left**.



→ Take the escalator to **2F**.



→ When arriving at **2F**, and you will see a gate marked with “**P2 Parking**” on your right. Exit through the designated gate.



→ Go straight ahead to **the first intersection**. Both left and right lead to **P2 Parking**. Shuttle buses are parked there.



· T2—International, Hongkong, Macau, Taiwan Arrivals

→ P2 Parking (Shuttle Bus Pick-up Spot)

Exit through the arrived gate and **turn right** for P2 Parking.



→ See the sign reading “P2 Parking”, **turn left** to take the escalator to 2F.



→ Arrive at 2F, exit through **the gate on your left**.



→ Go straight to the first intersection. Both left and right lead to **P2 Parking**.  
Shuttle buses are parked there.



### 3. Directions to the Taxi Pick-up Spot at Nanjing South Railway Station

Exit through the arrived gate.

→ Look for the “**Taxi (East)**” signs or the **yellow line** marked with “**Taxi**” on the ground. Keep following them.



→ See “**Taxi (East)**” next to an escalator, walk along the yellow line on the ground, and **turn right** later



→ Queue for “**Urban District**” taxis



**Note:**

1. Please make sure that you queue for “**Urban District**” taxis, not “**JiangNing District**” taxis.
2. When taking a taxi, please confirm with the driver that the vehicle heads for “**Urban District**” (市区方向) instead of “**JiangNing District**” (江宁区方向).
3. You may search for the Chinese name of your destination on [the address card](#) on Page 46 and show it to the taxi driver.

## 4. Directions to the Shuttle Bus Pick-up Spot at Nanjing South Railway Station

To reach P1 Parking, please first follow the directions to the taxi pick-up spot on the previous two pages and proceed to the entrance of the taxi pick-up area. **Do not enter.** Instead, take the escalator on your left, which is marked with “P1 Large Vehicles”.



→ Go straight.



→ Take the stairs or the escalator down. After exiting the escalator, walk to the left rear, and you will arrive at **P1 (Shuttle Bus Pick-up Spot)**.

